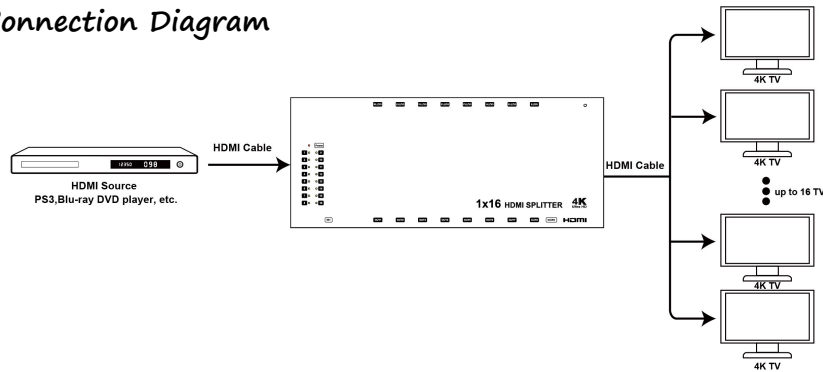


### Connection Diagram



### MAINTENANCE

Clean this unit with a soft, dry cloth. Never use alcohol, paint thinner or benzine to clean this unit.

### WARRANTY

If your product does not work properly because of a defect in materials or workmanship, our Company (referred to as "the warrantor") will, for the length of the period indicated as below, (Parts(2)Year ,Labor(90) Days) which starts with the date of original purchase ("Limited Warranty period"), at its option either(a) repair your product with new or refurbished parts, or (b) replace it with a new of a refurbished product. The decision to repair or replace will be made by the warrantor.

During the "Labor" Limited Warranty period there will be no charge for labor. During the "Parts" warranty period, there will be no charge for parts. You must mail-in your product during the warranty period. This Limited Warranty is extended only to the original purchaser and only covers product purchased as new. A purchase receipt or other proof of original purchase date is required for Limited Warranty service.

### Mail-In Service

When shipping the unit carefully pack and send it prepaid, adequately insured and preferably in the original carton. Include a letter detailing the complaint and provide a day time phone and/or email address where you can be reached.

### LIMITED WARRANTY LIMITS AND EXCLUSIONS

1) This Limited Warranty ONLY COVERS failures due to defects in materials or workmanship, and DOES NOT COVER normal wear and tear or cosmetic damage. The Limited Warranty ALSO DOES NOT COVER damages which occurred in shipment, or failures which are caused by products not supplied by warrantor, or failures which result from accidents, misuse, abuse, neglect, mishandling, misapplication, alteration, faulty installation, set-up adjustments, maladjustment of consumer controls, improper maintenance, power line surge, lightning damage, modification, or service by anyone other than a Factory Service center or other Authorized Servicer, or damage that is attributable to acts of God.

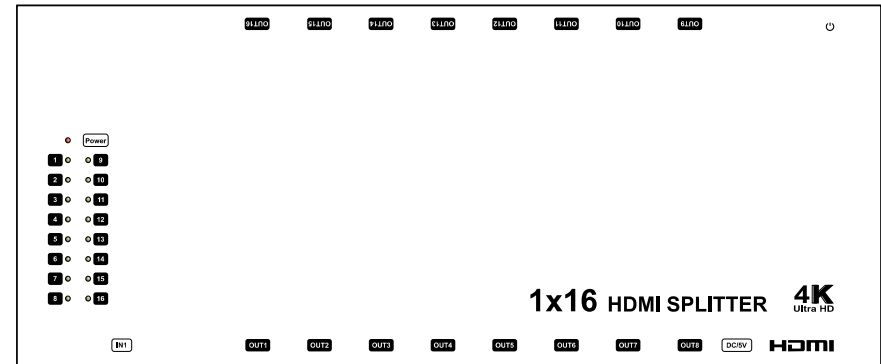
2) THERE ARE NO EXPRESS WARRANTIES EXCEPT AS LISTED UNDER "LIMITED WARRANTY COVERAGE".THE WARRANTOR IS NOT LIABLE FOR INCIDENTAL OR CONSEQUENTIAL DAMAGES RESULTING FROM THE USE OF THIS PRODUCT, OR ARISING OUT OF ANY BREACH OF THIS WARRANTY. (As examples, this excludes damages for lost time, cost of having someone remove or re-install an installed unit if applicable, travel to and from the service, loss of or damage to media or images, data or other recorded content. The items listed are not exclusive, but are for illustration only.

3) PARTS AND SERVICE, WHICH ARE NOT COVERED BY THIS LIMITED WARRANTY, ARE YOUR RESPONSIBILITY.

4

## 1x16 HDMI Splitter, Support 3D, 4Kx2K

### Operating Instructions



## Dear Customer

Thank you for purchasing this product. For optimum performance and safety, please read these instructions carefully before connecting, operating or adjusting this product. Please keep this manual for future reference.

## FEATURES

- Distributes 1 HDMI source to 16 HDMI Displays simultaneously.
- Supports all the mandatory and several optional 3D formats
- Supports resolutions up to Ultra HD 4K x 2K (3840 x 2160 @ 30Hz) and 1080p Full HD
- Supports High Definition Resolutions: 1080p @ 60Hz, 720p/1080i @ 120Hz.
- Supports Digital Audio Format, such as High Definition Audio support: Dolby TrueHD, and DTS-HD Master Audio.
- With mounting ears.
- DC 5V Power.

## NOTICE

Our company reserves the right to make changes in the hardware, packaging and any accompanying documentation without prior written notice.

1

Operating Instructions

---

### TABLE OF CONTENTS

Introduction  
Specifications  
Package Contents  
Panel Descriptions  
Connecting and Operating  
Typical Application

## Product Service Warranty

## INTRODUCTION

It is newest 1x16 splitter, supports all the mandatory and several optional 3D formats, maintains sharp HDTV resolution up to 4Kx2K full HD. It offers HD video solution for super market, shopping mall; HDTV, STB, DVD and projector factory; data control center; conference rooms; education and training; luxurious house; home theaters etc.

## SPECIFICATIONS

Operating Temperature	-5 to +35°C(+23 to +95°F)
Operating Humidity	5 to 90%RH (No Condensation)
Input Video Signal	0.5-1.0 Volts P-P
Input DDC Signal	5 volts p-p(TTL)
Data transfer speed	9.0Gbps(Maximum)
Video Format Supported	DTV/HDTV:480i/576i/480P/576P/720P/1080i/1080P/4Kx2K 3D video support
Input port	1xHDMI (Standard Type A connector)
Output ports	16xHDMI output (Standard Type A)
Support Video Color	xv-YCC/deep color 36bit
Support Audio Format	DTS-HD/true-HD/LPCM7.1/AC3/DTS/D
Power consumption	15watts(Maximum)
Dimension (LxWxH)	350x147x40mm
Net Weight	1450g

corresponding LED lights.

### CONNECT AND OPERATE

- 1) Connect the HDMI signal source (Such as PS3, STB etc) into HDMI input.
  - 2) Connect the HDMI display devices (such as: HD-LCD, HD-DLP) into HDMI outputs.
  - 3) Insert the DC side of 5v power supply into Power input and then connect the AC side of the power supply into the wall outlet.
- Attention: Insert/Extract cable gently.**

Note: Specifications are subject to change without notice. Mass and dimensions are approximate.

2

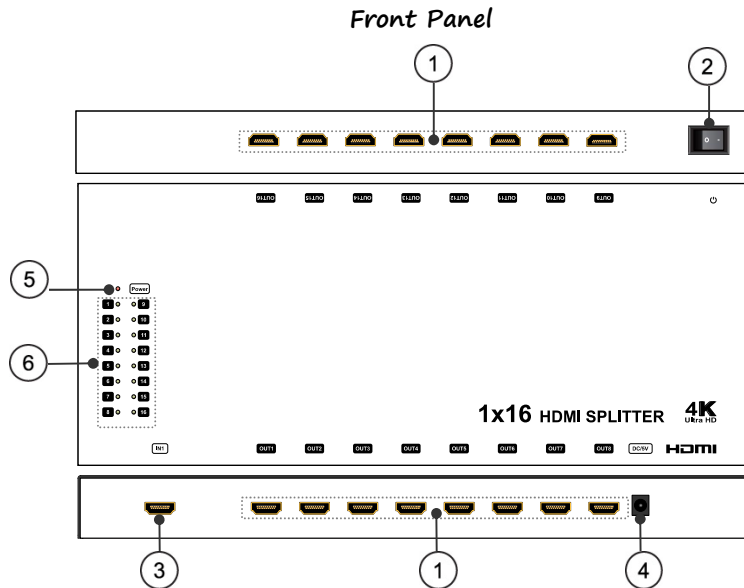
### Operating Instructions

3

### PACKING CONTENTS

- 1) Main Unit. 16-port HDMI splitter
- 2) 5VDC Power Supply.
- 3) Operating Instructions

### PANEL DESCRIPTIONS



- 1) HDMI outputs.(x16)
- 2) Power on/off: press the up/down to open/close the device.
- 3) HDMI Input.
- 4) Power input.
- 5) Indicator of Power Input. When power is ON, the corresponding LED lights.
- 6) Indicator of HDMI outputs. When a HDMI equipment is connected, the